









EMPLACAMENTO DAS ASSOCIADAS ABEIFA - 2024

VEÍCULOS IMPORTADOS

MARCA/MODELO		jan	fev	mar	abr	mai	jun	jul	ago	set	out	nov	dez	Total
 ASTON MARTIN	Total	1	0	0	0	0	0	0	0	0	0	0	0	1
	Share	0,02%	0,00%	0,00%										0,00%
DBX		1												1
DBS														0
DBS770														0
VANTAGE														0
VANTAGE F1														0
VANTAGE V12														0
 BYD	Total	4.297	4.428	6.213	0	0	0	0	0	0	0	0	0	14.938
	Share	70,09%	73,65%	74,55%										72,95%
E5														0
HAN		19	6											25
TAN		49	4	10										63
T3		5	5	3										13
D1														0
SONG PLUS		1.520	1.901	1.450										4.871
YUAN PLUS		274	225	224										723
DOLPHIN		1.819	1.807	1.707										5.333
DOLPHIN MINI			25	2.469										2.494
SEAL		611	455	350										1.416
 JAC MOTORS	Total	127	158	211	0	0	0	0	0	0	0	0	0	496
	Share	2,07%	2,63%	2,53%										2,42%
T40		1	1											2
T50														0
T60														0
T80														0
T5														0
T8														0
V260				1										1
IEV20														0
IEV 330P		2												2
IEV350T														0
IEV750		3		8										11
E-JS1		111	140	194										445
E-JS4		2	3	1										6
E-J7		3		4										7
EJV5.5		5	14											19
HUNTER				3										3
 JAGUAR	Total	26	9	22	0	0	0	0	0	0	0	0	0	57
	Share	0,42%	0,15%	0,26%										0,28%
F-TYPE		1	1	3										5
E-PACE		1		1										2
F-PACE		24	8	17										49
IPACE				1										1



EMPLACAMENTO DAS ASSOCIADAS ABEIFA - 2024

VEÍCULOS IMPORTADOS

MARCA/MODELO		jan	fev	mar	abr	mai	jun	jul	ago	set	out	nov	dez	Total
 KIA	Total	461	377	469	0	0	0	0	0	0	0	0	0	1.307
	Share	7,52%	6,27%	5,63%										
BONGO		202	195	192										589
UK2500														0
CARNIVAL			2											2
CERATO				1										1
OPIRUS				1										1
MOHAVE														0
SORENTO														0
SOUL			1											1
SPORTAGE		122	88	107										317
STINGER														0
RIO														0
EV6														0
STONIC		56	42	109										207
NIRO		81	49	59										189
TELLURIDE														0
 LAND ROVER	Total	224	219	222	0	0	0	0	0	0	0	0	0	665
	Share	3,65%	3,64%	2,66%										
DEFENDER		56	55	76										187
DISCOVERY		58	70	58										186
EVOQUE														0
RANGE ROVER		78	70	59										207
RANGE ROVER SPORT														0
VELAR		32	24	29										85
LR2														0
 MCLAREN	Total	3	1	4	0	0	0	0	0	0	0	0	0	8
	Share	0,05%	0,02%	0,05%										
720S														0
750S		1												1
765LT														0
GT														0
ARTURA		2	1	4										7
P1														0
 PORSCHE	Total	295	451	517	0	0	0	0	0	0	0	0	0	1.263
	Share	4,81%	7,50%	6,20%										
911		48	117	126										291
911 TURBO		32	39	33										104
BOXSTER		42	84	94										220
TAYCAN		22	9	10										41
CAYENNE		35	60	58										153
CAYMAN		14	30	29										73
MACAN		77	85	156										318
PANAMERA		25	27	11										63

EMPLACAMENTO DAS ASSOCIADAS ABEIFA - 2024

VEÍCULOS IMPORTADOS

MARCA/MODELO		jan	fev	mar	abr	mai	jun	jul	ago	set	out	nov	dez	Total
 SUZUKI	Total	29	31	76	0	0	0	0	0	0	0	0	0	136
	Share	0,47%	0,52%	0,91%										0,66%
SCROSS														0
JIMNY		1	4	6										11
JIMNY SIERRA		28	27	70										125
 VOLVO	Total	668	338	600	0	0	0	0	0	0	0	0	0	1.606
	Share	10,90%	5,62%	7,20%										7,84%
C40		83	32	124										239
S60														0
S90														0
XC40		192	81	84										357
XC60		285	166	282										733
XC90		108	59	110										277
OUTROS	Total	0	0	0	0	0	0	0	0	0	0	0	0	0
TOTAL IMPORTADOS ...		6.131	6.012	8.334	0	0	0	0	0	0	0	0	0	20.477