














VEÍCULOS IMPORTADOS

MARCA/MODELO		jan	fev	mar	abr	mai	jun	jul	ago	set	out	nov	dez	Total
 ASTON MARTIN	Total	0	0	0	0	0	0	1	0	0	0	0	0	1
	Share	0,00%	0,00%	0,00%	0,00%	0,00%	0,00%	0,04%						0,01%
VANTAGE								1						1
 BMW	Total	315	224	210	312	315	540	523	0	0	0	0	0	2.439
	Share	15,67%	12,15%	9,71%	13,89%	13,91%	20,35%	20,47%						
SÉRIE 1		3			1	4	7	5						20
SÉRIE 2		7	1	2	2	4	14	25						55
SÉRIE 3		23	31	26	5	18	52	56						211
SÉRIE 4						1	32	35						68
SÉRIE 5		8	6	2	9	11	10	12						58
SÉRIE 7		6	13	15	17	18	18	10						97
I3		32	12	16	9	5	12	4						90
X2		7	25	36	58	54	70	44						294
X3		64	16	18	52	52	92	93						387
X4			2		1	4	4	3						14
X5		105	43	15	38	38	62	86						387
X6		19	10	4	11	17	22	39						122
X7		4	3	3	11	2	11	9						43
M135I		8	11	21	22	11	19	15						107
M2				10	14	4	1	1						30
M3						9	22	8						39
M235I		8	8	5	14	10	14	10						69
M340I		6	14	9	4	3	9	3						48
M440I							11	19						30
M760LI			1	2				1						4
M850I								1						2
M5		2	1			5	2	5						15
M8		1	3	4	2		4	7						21
Z4		12	24	22	42	45	51	32						228
 BYD	Total	5	7	14	1	4	82	3	0	0	0	0	0	116
	Share	0,25%	0,38%	0,65%	0,04%	0,18%	3,09%	0,12%						
E5		5	5		1									11
T3			2	14		4	82	3						105
 CAOA CHERY	Total	0	0	0	1	3	3	1	0	0	0	0	0	8
	Share	0,00%	0,00%	0,00%	0,04%	0,13%	0,11%	0,04%						
CIELO SEDAN								1						1
TIGGO 8					1									1
EXEED LX						3								3
EXEED VX							3							3

VEÍCULOS IMPORTADOS

MARCA/MODELO		jan	fev	mar	abr	mai	jun	jul	ago	set	out	nov	dez	Total
 JAC MOTORS	Total	83	58	82	64	64	109	99	0	0	0	0	0	559
	Share	4,13%	3,15%	3,79%	2,85%	2,83%	4,11%	3,87%						3,55%
	T40	33	24	33	26	23	41	37						217
	T50	13	11	14	11	9	16	13						87
	T60	8	9	15	16	16	24	14						102
	T80	3	3	5	4		3	7						25
	V260	11	9	13	4	13	16	14						80
	IEV20	9	2	2	3	2	4	8						30
	IEV40	5				1	4	5						15
IEV 330P	1					1	1						3	
 JAGUAR	Total	28	28	12	11	18	22	30	0	0	0	0	0	149
	Share	1,39%	1,52%	0,55%	0,49%	0,80%	0,83%	1,17%						0,95%
	F-TYPE	11	14	6	7	14	9	8						69
	E-PACE	3	1	1										5
	F-PACE	6	5	3	1		12	21						48
IPACE	8	8	2	3	4	1	1						27	
 KIA MOTORS	Total	393	330	284	326	419	407	556	0	0	0	0	0	2.715
	Share	19,55%	17,90%	13,13%	14,51%	18,51%	15,34%	21,76%						17,25%
	BONGO	95	112	92	142	180	274	293						1.188
	UK2500			1	1									2
	CARNIVAL	4	1	1										6
	CERATO	127	69	40	43	46	30	155						510
	OPTIMA			1										1
	SORENTO	15	9	9	10	7	8	6						64
	SOUL					1								1
	SPORTAGE	101	96	112	112	172	86	94						773
STINGER	1		1		1	1							4	
RIO	50	43	27	18	12	8	8						166	
 LAND ROVER	Total	155	416	292	371	301	201	210	0	0	0	0	0	1.946
	Share	7,71%	22,56%	13,50%	16,51%	13,30%	7,58%	8,22%						12,37%
	DEFENDER	62	82	73	59	60	38	40						414
	DISCOVERY 4	1	1	2	50	40	12	49						155
	EVOQUE	53	239	117	125	58	48	70						710
	RANGE ROVER	4	14	12	9	10	2	4						55
	RANGE ROVER SPORT	19	70	73	78	85	40	7						372
	VELAR	16	10	15	49	48	61	40						239
	LR2				1									1
 MCLAREN	Total	0	0	5	2	1	1	2	0	0	0	0	0	11
	Share	0,00%	0,00%	0,23%	0,09%	0,04%	0,04%	0,08%						0,07%
	720S			1										1
	765LT			3	1	1	1	2						8
	GT			1										1
P1				1									1	

VEÍCULOS IMPORTADOS

MARCA/MODELO		jan	fev	mar	abr	mai	jun	jul	ago	set	out	nov	dez	Total	
 MINI	Total	106	77	66	57	73	107	143	0	0	0	0	0	629	
	Share	5,27%	4,18%	3,05%	2,54%	3,22%	4,03%	5,60%						4,00%	
	COOPER	6	4	2	1		1								14
	COOPER 5P	2	3	4	1	1	1								12
	COOPER S	15	16	11	9	26	26	29							132
	COOPER S 5P	12	14	7	5	6	9	12							65
	COOPER CLUBMAN	1	4	4	4	3	5	6							27
	COOPER S CABRIO	3	4	1	6	6	15	14							49
	COOPER S ELECTRIC					1	5	45							51
	COOPER COUNTRYMAN	17	10	5	5	5	6	3							51
	COOPER JCW CABRIO	4	3		1										8
	COOPER JCW COUNTRYMAN	11	8	5	4	1	4	4							37
	COOPER SE COUNTRYMAN	22	7	20	20	24	25	18							136
COOPER HATCH JCW 3P	13	4	7	1		10	12							47	
 PORSCHE	Total	169	200	380	370	344	269	272	0	0	0	0	0	2.004	
	Share	8,41%	10,85%	17,57%	16,47%	15,19%	10,14%	10,65%						12,74%	
	911	32	62	86	157	123	58	63							581
	911 TURBO	31	13	11	5	4	6	5							75
	918			1											1
	BOXSTER	23	5	28	38	13	34	15							156
	TAYCAN	34	73	49	14	17	28	37							252
	CAYENNE	1	18	75	52	118	42	63							369
	CAYMAN	6	7	11	14	14	40	10							102
	MACAN	41	21	117	60	38	53	71							401
PANAMERA	1	1	2	30	17	8	8							67	
 SUZUKI	Total	106	116	86	69	67	96	83	0	0	0	0	0	623	
	Share	5,27%	6,29%	3,98%	3,07%	2,96%	3,62%	3,25%						3,96%	
	SCROSS	15	11	14	8	4	3	2							57
	VITARA	34	35	23	23	19	32	18							184
JIMNY SIERRA	57	70	49	38	44	61	63							382	
 VOLVO	Total	644	385	727	657	643	816	632	0	0	0	0	0	4.504	
	Share	32,04%	20,88%	33,61%	29,24%	28,40%	30,76%	24,74%						28,62%	
	S60	52	28	9	10	4	2	1							106
	S90	8	3		2	3	5	3							24
	XC40	306	158	351	326	375	307	114							1.937
	XC60	227	178	243	223	164	401	419							1.855
XC90	51	18	124	96	97	101	95							582	
OUTROS	Total	6	3	5	6	12	0	0	0	0	0	0	0	32	
TOTAL IMPORTADOS ...		2.010	1.844	2.163	2.247	2.264	2.653	2.555	0	0	0	0	0	15.736	