









## EMPLACAMENTO DAS ASSOCIADAS ABEIFA - 2022

### VEÍCULOS IMPORTADOS

MARCA/MODELO		jan	fev	mar	abr	mai	jun	jul	ago	set	out	nov	dez	Total
 <b>ASTON MARTIN</b>	<b>Total</b>	2	1	0	0	0	0	0	0	0	0	0	0	3
	<b>Share</b>	<b>0,08%</b>	<b>0,05%</b>											<b>0,07%</b>
DBX		1	1											2
DBS														0
DB11														0
VANTAGE														0
VANTAGE F1		1												1
 <b>BYD</b>	<b>Total</b>	150	243	0	0	0	0	0	0	0	0	0	0	393
	<b>Share</b>	<b>6,31%</b>	<b>11,59%</b>											<b>8,79%</b>
E5														0
HAN		17	6											23
TAN		13	9											22
T3		7	11											18
D1		1	8											9
SONG PLUS		33	145											178
YUAN PLUS		79	64											143
 <b>CAOA CHERY</b>	<b>Total</b>	396	346	0	0	0	0	0	0	0	0	0	0	742
	<b>Share</b>	<b>16,67%</b>	<b>16,50%</b>											<b>16,59%</b>
ARRIZO 6		57	44											101
TIGGO 8		334	299											633
EXEED LX			1											1
EXEED VX														0
ICAR		5	2											7
FACE														0
 <b>JAC MOTORS</b>	<b>Total</b>	46	54	0	0	0	0	0	0	0	0	0	0	100
	<b>Share</b>	<b>1,94%</b>	<b>2,58%</b>											<b>2,24%</b>
T40		4	6											10
T50														0
T60														0
T80														0
T5														0
T8														0
V260		1	1											2
IEV20														0
IEV 330P		3												3
IEV750		3	1											4
E-JS1		23	29											52
E-JS4		5	7											12
E-J7		4	10											14
EJV5.5		3												3




## EMPLACAMENTO DAS ASSOCIADAS ABEIFA - 2022

### VEÍCULOS IMPORTADOS

MARCA/MODELO		jan	fev	mar	abr	mai	jun	jul	ago	set	out	nov	dez	Total
 JAGUAR	Total	37	30	0	0	0	0	0	0	0	0	0	0	67
	Share	1,56%	1,43%											1,50%
F-TYPE		10	7											17
E-PACE		2												2
F-PACE		24	21											45
IPACE		1	2											3
XE														0
 KIA	Total	408	366	0	0	0	0	0	0	0	0	0	0	774
	Share	17,17%	17,45%											17,30%
BONGO		214	208											422
UK2500														0
CARNIVAL		10	5											15
CERATO		5	2											7
PICANTO														0
SORENTO			1											1
SOUL														0
SPORTAGE		80	69											149
STINGER														0
RIO														0
EV6														0
STONIC		88	68											156
NIRO		11	13											24
 LAND ROVER	Total	141	108	0	0	0	0	0	0	0	0	0	0	249
	Share	5,93%	5,15%											5,57%
DEFENDER		41	34											75
DISCOVERY 4		9	17											26
EVOQUE														0
RANGE ROVER		61	30											91
RANGE ROVER SPORT														0
VELAR		30	27											57
LR2														0
 MCLAREN	Total	2	4	0	0	0	0	0	0	0	0	0	0	6
	Share	0,08%	0,19%											0,13%
720S		1												1
765LT		1												1
GT														0
SENNA														0
ARTURA			3											3
P1			1											1

## EMPLACAMENTO DAS ASSOCIADAS ABEIFA - 2022

### VEÍCULOS IMPORTADOS

MARCA/MODELO		jan	fev	mar	abr	mai	jun	jul	ago	set	out	nov	dez	Total
 <b>PORSCHE</b>	<b>Total</b>	295	311	0	0	0	0	0	0	0	0	0	0	606
	<b>Share</b>	<b>12,42%</b>	<b>14,83%</b>											<b>13,55%</b>
911		69	55											124
911 TURBO		9	14											23
918														0
BOXSTER		2												2
TAYCAN		20	26											46
CAYENNE		80	109											189
CAYMAN		10	3											13
MACAN		85	92											177
PANAMERA		20	12											32
 <b>SUZUKI</b>	<b>Total</b>	79	112	0	0	0	0	0	0	0	0	0	0	191
	<b>Share</b>	<b>3,32%</b>	<b>5,34%</b>											<b>4,27%</b>
SCROSS														0
JIMNY		13	13											26
JIMNY SIERRA		66	99											165
 <b>VOLVO</b>	<b>Total</b>	820	522	0	0	0	0	0	0	0	0	0	0	1.342
	<b>Share</b>	<b>34,51%</b>	<b>24,89%</b>											<b>30,00%</b>
C40		30	59											89
S60														0
S90														0
XC40		156	180											336
XC60		577	197											774
XC90		57	86											143
<b>OUTROS</b>	<b>Total</b>	0	0	0	0	0	0	0	0	0	0	0	0	0
<b>TOTAL IMPORTADOS ...</b>		<b>2.376</b>	<b>2.097</b>	<b>0</b>	<b>0</b>	<b>0</b>	<b>0</b>	<b>0</b>	<b>0</b>	<b>0</b>	<b>0</b>	<b>0</b>	<b>0</b>	<b>4.473</b>