




EMPLACAMENTO DAS ASSOCIADAS ABEIFA - 2021

VEÍCULOS DE PRODUÇÃO NACIONAL

MARCA/MODELO		jan	fev	mar	abr	mai	jun	jul	ago	set	out	nov	dez	Total
 CAOA CHERY	Total	2.291	1.648	2.453	2.559	3.183	3.183	3.761	4.712	0	0	0	0	23.790
	Share	79,05%	68,27%	65,80%	70,91%	73,14%	73,90%	77,67%	97,90%					76,83%
CELER														0
CELER SEDAN														0
CIELO HATCH														0
QQ		1												1
TIGGO		420	287	428	290									1.425
TIGGO 2						563	489	539	395					1.986
TIGGO 3x							189	515	635					1.339
TIGGO 5X		960	642	822	993	1.133	967	1.109	1.495					8.121
TIGGO 7		187	73	255	279	345	376	388	412					2.315
TIGGO 8		404	300	623	701	846	888	905	1.378					6.045
ARRIZO 5		116	68	67	52	48	32	17	10					410
ARRIZO 6		203	278	258	244	248	242	288	387					2.148
 LAND ROVER	Total	69	109	287	184	155	170	84	23	0	0	0	0	1.081
	Share	2,38%	4,5%	7,7%	5,1%	3,6%	3,9%	1,7%	0,5%					3,49%
DEFENDER		5	4					1	2					12
EVOQUE														0
DISCOVERY SPORT		64	105	287	184	155	170	83	21					1.069
RANGE ROVER														0
 SUZUKI	Total	57	37	57	68	68	78	84	78	0	0	0	0	527
	Share	1,97%	1,5%	1,5%	1,9%	1,6%	1,8%	1,7%	1,6%					1,70%
JIMNY		57	37	57	68	68	78	84	78					527
OUTROS	Total	481	620	931	798	946	876	913	0	0	0	0	0	5.565
TOTAL PROD. NACIONAL ...		2.898	2.414	3.728	3.609	4.352	4.307	4.842	4.813	0	0	0	0	30.963

TOTAL ABEIFA (IMPORTADOS + NACIONAIS)	4.908	4.258	5.891	5.856	6.616	6.960	7.397	7.001	0	0	0	0	0	48.887
---	--------------	--------------	--------------	--------------	--------------	--------------	--------------	--------------	----------	----------	----------	----------	----------	---------------