










EMPLACAMENTO DAS ASSOCIADAS ABEIFA - 2021

VEÍCULOS IMPORTADOS






MARCA/MODELO		jan	fev	mar	abr	mai	jun	jul	ago	set	out	nov	dez	Total
 ASTON MARTIN	Total	0	0	0	0	0	0	0	0	0	0	0	0	0
	Share	0,00%	0,00%	0,00%	0,00%									0,00%
DBS														0
VANTAGE														0
 BMW	Total	315	224	210	312	0	0	0	0	0	0	0	0	1.061
	Share	15,67%	12,15%	9,71%	13,89%									
SÉRIE 1		3			1									4
SÉRIE 2		7	1	2	2									12
SÉRIE 3		23	31	26	5									85
SÉRIE 5		8	6	2	9									25
SÉRIE 7		6	13	15	17									51
I3		32	12	16	9									69
I8														0
X2		7	25	36	58									126
X3		64	16	18	52									150
X4			2		1									3
X5		105	43	15	38									201
X6		19	10	4	11									44
X7		4	3	3	11									21
M135I		8	11	21	22									62
M2				10	14									24
M235I		8	8	5	14									35
M340I		6	14	9	4									33
M760LI			1	2										3
M5		2	1											3
M8		1	3	4	2									10
Z4		12	24	22	42									100
M850I														0
 BYD	Total	5	7	14	1	0	0	0	0	0	0	0	0	27
	Share	0,25%	0,38%	0,65%	0,04%									
E5		5	5		1									11
T3			2	14										16
 CAOA CHERY	Total	0	0	0	1	0	0	0	0	0	0	0	0	1
	Share	0,00%	0,00%	0,00%	0,04%									
TIGGO 8					1									1
S-18														0
 FERRARI	Total	4	2	2	2	0	0	0	0	0	0	0	0	10
	Share	0,20%	0,11%	0,09%	0,09%									
488 PISTA SPIDER		1												1
812 GTS					1									1
F8 TRIBUTO		1		1										2
F8 SPIDER		1	2		1									4
GTC4LUSSO		1												1
SF90 STRADALE				1										1

EMPLACAMENTO DAS ASSOCIADAS ABEIFA - 2021

VEÍCULOS IMPORTADOS




MARCA/MODELO		jan	fev	mar	abr	mai	jun	jul	ago	set	out	nov	dez	Total	
	JAC MOTORS	Total	83	58	82	64	0	0	0	0	0	0	0	287	
		Share	4,13%	3,15%	3,79%	2,85%									3,47%
	T40		33	24	33	26								116	
	T50		13	11	14	11								49	
	T60		8	9	15	16								48	
	T80		3	3	5	4								15	
	V260		11	9	13	4								37	
	IEV20		9	2	2	3								16	
	IEV40		5											5	
	IEV60													0	
IEV 330P		1											1		
	JAGUAR	Total	28	28	12	11	0	0	0	0	0	0	0	79	
		Share	1,39%	1,52%	0,55%	0,49%									0,96%
	F-TYPE		11	14	6	7								38	
	E-PACE		3	1	1									5	
	F-PACE		6	5	3	1								15	
	IPACE		8	8	2	3								21	
	XE													0	
	XE S													0	
	XF													0	
	XJ													0	
	KIA MOTORS	Total	393	330	284	326	0	0	0	0	0	0	0	1.333	
		Share	19,55%	17,90%	13,13%	14,51%									16,13%
	BONGO		95	112	92	142								441	
	UK2500				1	1								2	
	CADENZA													0	
	CARNIVAL		4	1	1									6	
	CERATO		127	69	40	43								279	
	OPTIMA				1									1	
	PICANTO													0	
	SORENTO		15	9	9	10								43	
	SELTOS													0	
	SOUL													0	
	SPORTAGE		101	96	112	112								421	
	STINGER		1		1									2	
RIO		50	43	27	18								138		
	LAMBORGHINI	Total	1	0	2	1	0	0	0	0	0	0	0	4	
		Share	0,05%	0,00%	0,09%	0,04%									0,05%
	HURACAN COUPÉ													0	
	HURACAN SPYDER		1											1	
	AVENTADOR					1								1	
URUS				2									2		

VEÍCULOS IMPORTADOS

MARCA/MODELO		jan	fev	mar	abr	mai	jun	jul	ago	set	out	nov	dez	Total	
 LAND ROVER	Total	155	416	292	371	0	0	0	0	0	0	0	0	1.234	
	Share	7,71%	22,56%	13,50%	16,51%									14,93%	
	DEFENDER	62	82	73	59										276
	DISCOVERY 4	1	1	2	50										54
	EVOQUE	53	239	117	125										534
	RANGE ROVER	4	14	12	9										39
	RANGE ROVER SPORT	19	70	73	78										240
	VELAR	16	10	15	49										90
LR2				1										1	
 MASERATI	Total	1	1	1	3	0	0	0	0	0	0	0	0	6	
	Share	0,05%	0,05%	0,05%	0,13%									0,07%	
	LEVANTE	1	1	1	2										5
Ghibli				1										1	
 MCLAREN	Total	0	0	5	2	0	0	0	0	0	0	0	0	7	
	Share	0,00%	0,00%	0,23%	0,09%									0,08%	
	720S			1											1
	765LT			3	1										4
	GT			1											1
P1				1										1	
 MINI	Total	106	77	66	57	0	0	0	0	0	0	0	0	306	
	Share	5,27%	4,18%	3,05%	2,54%									3,70%	
	COOPER	6	4	2	1										13
	COOPER 5P	2	3	4	1										10
	COOPER S	15	16	11	9										51
	COOPER S 5P	12	14	7	5										38
	COOPER CLUBMAN	1	4	4	4										13
	COOPER S CABRIO	3	4	1	6										14
	COOPER COUNTRYMAN	17	10	5	5										37
	COOPER JCW CABRIO	4	3		1										8
	COOPER JCW COUNTRYMAN	11	8	5	4										28
	COOPER SE COUNTRYMAN	22	7	20	20										69
	COOPER HATCH JCW 3P	13	4	7	1										25
	COOPER JCW GP3														0
 PORSCHE	Total	169	200	380	370	0	0	0	0	0	0	0	0	1.119	
	Share	8,41%	10,85%	17,57%	16,47%									13,54%	
	911	32	62	86	157										337
	911 TURBO	31	13	11	5										60
	918			1											1
	BOXSTER	23	5	28	38										94
	TAYCAN	34	73	49	14										170
	CAYENNE	1	18	75	52										146
	CAYMAN	6	7	11	14										38
	MACAN	41	21	117	60										239
	PANAMERA	1	1	2	30										34

EMPLACAMENTO DAS ASSOCIADAS ABEIFA - 2021

VEÍCULOS IMPORTADOS

MARCA/MODELO		jan	fev	mar	abr	mai	jun	jul	ago	set	out	nov	dez	Total
 ROLLS ROYCE	Total	0	0	0	0	0	0	0	0	0	0	0	0	0
	Share	0,00%	0,00%	0,00%	0,00%									0,00%
WRAITH														0
CULLINAN														0
 SUZUKI	Total	106	116	86	69	0	0	0	0	0	0	0	0	377
	Share	5,27%	6,29%	3,98%	3,07%									4,56%
SCROSS		15	11	14	8									48
VITARA		34	35	23	23									115
JIMNY SIERRA		57	70	49	38									214
 VOLVO	Total	644	385	727	657	0	0	0	0	0	0	0	0	2.413
	Share	32,04%	20,88%	33,61%	29,24%									
S60		52	28	9	10									99
S90		8	3		2									13
XC40		306	158	351	326									1.141
XC60		227	178	243	223									871
XC90		51	18	124	96									289
TOTAL IMPORTADOS ...		2.010	1.844	2.163	2.247	0	0	0	0	0	0	0	0	8.264