




EMPLACAMENTO DAS ASSOCIADAS ABEIFA - 2022

VEÍCULOS DE PRODUÇÃO NACIONAL

MARCA/MODELO		jan	fev	mar	abr	mai	jun	jul	ago	set	out	nov	dez	Total
 CAOA CHERY	Total	3.130	3.302	3.170	3.258	3.046	2.902	2.096	3.045	2.135	1.286	2.515	0	29.885
	Share	93,91%	92,39%	91,64%	92,22%	92,61%	93,16%	90,15%	93,20%	91,36%	91,08%	97,22%		92,72%
CELER														0
CELER SEDAN														0
CIELO HATCH														0
QQ							5							5
TIGGO														0
TIGGO 2		56	32	11	13	14	16	1	2	1	1			147
TIGGO 3x		1.023	798	708	544	246	94	68	53	29	17	37		3.617
TIGGO 5X		598	665	1.081	859	918	1.028	741	763	677	456	1.178		8.964
TIGGO 7		511	750	646	716	1.111	744	556	983	823	479	672		7.991
TIGGO 8		670	887	543	883	632	909	665	1.188	560	316	622		7.875
ARRIZO 5		2					15							17
ARRIZO 6		270	170	181	243	125	91	65	56	45	17	6		1.269
 LAND ROVER	Total	147	198	206	190	196	172	199	213	201	124	72	0	1.918
	Share	4,41%	5,5%	6,0%	5,4%	6,0%	5,5%	8,6%	6,5%	8,6%	8,8%	2,78%		5,95%
DEFENDER		2	1	2	2	1	1	1	2	1	1	1		15
EVOQUE		67	69	79	93	64	50	64	64	60	38	26		674
DISCOVERY SPORT		78	128	125	95	131	121	134	147	140	85	45		1.229
RANGE ROVER														0
 SUZUKI	Total	56	74	83	85	47	41	30	9	1	2	0	0	428
	Share	1,68%	2,1%	2,4%	2,4%	1,4%	1,3%	1,3%	0,3%	0,0%	0,1%			1,33%
JIMNY		56	74	83	85	47	41	30	9	1	2			428
OUTROS		Total	0	0	0	0	0	0	0	0	0	0	0	0
TOTAL PROD. NACIONAL ...		3.333	3.574	3.459	3.533	3.289	3.115	2.325	3.267	2.337	1.412	2.587	0	32.231

TOTAL ABEIFA (IMPORTADOS + NACIONAIS)	4.567	4.793	4.911	5.033	4.919	4.345	3.726	4.844	5.806	3.717	4.405	0	51.066
---	--------------	--------------	--------------	--------------	--------------	--------------	--------------	--------------	--------------	--------------	--------------	----------	---------------