









EMPLACAMENTO DAS ASSOCIADAS ABEIFA - 2022

VEÍCULOS IMPORTADOS

MARCA/MODELO		jan	fev	mar	abr	mai	jun	jul	ago	set	out	nov	dez	Total
 ASTON MARTIN	Total	1	0	3	4	1	2	1	5	2	2	1	0	22
	Share	0,08%	0,00%	0,21%	0,27%	0,06%	0,16%	0,07%	0,32%	0,06%	0,09%	0,06%		0,12%
DBX					2		1		1					4
DBS									2	1				3
DB11									1					1
VANTAGE					2	1		1	1		2	1		8
VANTAGE F1		1		3			1			1				6
 BYD	Total	0	0	8	30	26	11	39	61	22	12	27	0	236
	Share	0,00%	0,00%	0,55%	2,00%	1,60%	0,89%	2,78%	3,87%	0,63%	0,52%	1,49%		1,25%
E5														0
HAN					5									5
TAN				5	13	17	11	33	49	17	12	13		170
T3				3	12	8		6	5	1		2		37
D1						1			7	4				12
SONG PLUS												12		12
 CAO A CHERY	Total	0	0	0	0	0	11	19	103	1.629	717	233	0	2.712
	Share	0,00%	0,00%	0,00%	0,00%	0,00%	0,89%	1,36%	6,53%	46,96%	31,11%	12,82%		14,40%
ARRIZO 6											14	65		79
TIGGO 8									1	1.033	662	154		1.850
EXEED LX														0
EXEED VX														0
ICAR							11	19	102	596	41	13		782
FACE												1		1
 JAC MOTORS	Total	68	81	110	96	160	113	145	145	107	64	79	0	1.168
	Share	5,51%	6,64%	7,58%	6,40%	9,82%	9,19%	10,35%	9,19%	3,08%	2,78%	4,35%		6,20%
T40		13	6	15	9	16	14	8	9	11	6	4		111
T50		3	3	4	4	2	4	9	10	6	2	3		50
T60		4	2	5	6	7	4	6	5	6	4	2		51
T80														0
T5														0
T8						2								2
V260		2	3	6	6	12	7	10	8	5	4	4		67
IEV20		3	3	4	3	1			1					15
IEV 330P					2		2		1					5
IEV750							3		6	3		9		21
E-JS1		30	50	72	37	72	56	88	73	49	27	37		591
E-JS4		13	14	4	29	36	18	24	29	19	12	13		211
E-J7						12	5		3	8	9	7		44




EMPLACAMENTO DAS ASSOCIADAS ABEIFA - 2022

VEÍCULOS IMPORTADOS

MARCA/MODELO		jan	fev	mar	abr	mai	jun	jul	ago	set	out	nov	dez	Total
 JAGUAR	Total	37	26	32	9	22	7	10	21	80	48	40	0	332
	Share	3,00%	2,13%	2,20%	0,60%	1,35%	0,57%	0,71%	1,33%	2,31%	2,08%	2,20%		1,76%
F-TYPE			7	11		3	1	2	8	13	10	6		61
E-PACE		25	14	7	2	5		2	6	23	8	8		100
F-PACE		9	4	12	6	10	5	3	5	40	28	23		145
IPACE		2	1	2	1	4	1	3	2	4	2	3		25
XE		1												1
 KIA	Total	321	342	417	409	413	380	533	524	660	394	436	0	4.829
	Share	26,01%	28,06%	28,72%	27,27%	25,34%	30,89%	38,04%	33,23%	19,03%	17,09%	23,98%		25,64%
BONGO		151	155	181	203	245	231	254	272	247	257	266		2.462
UK2500				1	3	11	5	4	5	4		1		34
CARNIVAL		49	41	28	32	27	28	25	31	25	24	19		329
CERATO		44	40	41	50	32	39	23	22	12	14	12		329
PICANTO			1											1
SORENTO							1			1				2
SOUL							1							1
SPORTAGE		38	31	29	39	13	11	163	131	121	71	56		703
STINGER					1									1
RIO														0
EV6														0
STONIC		39	74	137	81	85	64	64	63	104	28	74		813
NIRO										146		8		154
 LAND ROVER	Total	188	167	131	69	100	76	61	71	118	241	178	0	1.400
	Share	15,24%	13,70%	9,02%	4,60%	6,13%	6,18%	4,35%	4,50%	3,40%	10,46%	9,79%		7,43%
DEFENDER		86	45	49	25	36	39	19	32	23	170	110		634
DISCOVERY 4		14	5	7	1	2	2	15	15	13	23	9		106
EVOQUE		2					1							3
RANGE ROVER														0
RANGE ROVER SPORT		60	100	72	40	62	34	26	10	19	4	22		449
VELAR		26	17	3	3			1	14	63	44	37		208
LR2														0
 MCLAREN	Total	0	1	3	0	1	2	0	0	2	1	1	0	11
	Share	0,00%	0,08%	0,21%	0,00%	0,06%	0,16%	0,00%	0,00%	0,06%	0,04%	0,06%		0,06%
720S				1			1			1	1			4
765LT				2			1							3
GT			1											1
SENNA						1				1				2
ARTURA												1		1

EMPLACAMENTO DAS ASSOCIADAS ABEIFA - 2022

VEÍCULOS IMPORTADOS

MARCA/MODELO		jan	fev	mar	abr	mai	jun	jul	ago	set	out	nov	dez	Total
 PORSCHE	Total	131	185	380	290	260	259	286	314	291	254	248	0	2.898
	Share	10,62%	15,18%	26,17%	19,33%	15,95%	21,06%	20,41%	19,91%	8,39%	11,02%	13,64%		15,39%
	911	5	11	23	26	38	54	37	11	75	60	40		380
	911 TURBO	9	13	17	18	17	12	9	21	30	13	5		164
	918								1	1				2
	BOXSTER	10	23	12	21	8	2	4	1		1			82
	TAYCAN	21	22	26	23	21	34	41	22	13	3	7		233
	CAYENNE	18	30	103	75	81	61	79	115	55	71	108		796
	CAYMAN	8	7	7	7	7	2	1	1				1	41
	MACAN	46	56	176	111	81	74	73	118	96	93	73		997
PANAMERA	14	23	16	9	7	20	42	24	21	13	14		203	
 SUZUKI	Total	43	61	73	64	65	55	56	66	59	106	95	0	743
	Share	3,48%	5,00%	5,03%	4,27%	3,99%	4,47%	4,00%	4,19%	1,70%	4,60%	5,23%		3,94%
	SCROSS													0
	JIMNY								4	9	12	16		41
JIMNY SIERRA	43	61	73	64	65	55	56	62	50	94	79		702	
 VOLVO	Total	445	356	295	529	582	314	251	267	499	466	480	0	4.484
	Share	36,06%	29,20%	20,32%	35,27%	35,71%	25,53%	17,92%	16,93%	14,38%	20,22%	26,40%		23,81%
	C40	5	51	53	125	86	50	1	55	52	41	27		546
	S60	2		1										3
	S90	4	1											5
	XC40	219	91	128	98	109	122	75	98	145	264	257		1.606
	XC60	198	201	103	136	279	84	101	66	216	77	109		1.570
XC90	17	12	10	170	108	58	74	48	86	84	87		754	
OUTROS	Total	0	0	0	0	0	0	0	0	0	0	0	0	0
TOTAL IMPORTADOS ...		1.234	1.219	1.452	1.500	1.630	1.230	1.401	1.577	3.469	2.305	1.818	0	18.835