










**VEÍCULOS IMPORTADOS**



MARCA/MODELO		jan	fev	mar	abr	mai	jun	jul	ago	set	out	nov	dez	Total
 <b>ASTON MARTIN</b>	<b>Total</b>	1	0	3	0	0	0	0	0	0	0	0	0	4
	<b>Share</b>	<b>0,08%</b>	<b>0,00%</b>	<b>0,21%</b>										<b>0,10%</b>
VANTAGE F1		1		3										4
 <b>BYD</b>	<b>Total</b>	0	0	8	0	0	0	0	0	0	0	0	0	8
	<b>Share</b>	<b>0,00%</b>	<b>0,00%</b>	<b>0,55%</b>										<b>0,21%</b>
E5														0
TAN				5										5
T3				3										3
 <b>CAOA CHERY</b>	<b>Total</b>	0	0	0	0	0	0	0	0	0	0	0	0	0
	<b>Share</b>	<b>0,00%</b>	<b>0,00%</b>	<b>0,00%</b>										<b>0,00%</b>
CIELO SEDAN														0
TIGGO 8														0
EXEED LX														0
EXEED VX														0
 <b>JAC MOTORS</b>	<b>Total</b>	68	79	110	0	0	0	0	0	0	0	0	0	257
	<b>Share</b>	<b>5,51%</b>	<b>6,58%</b>	<b>7,58%</b>										<b>6,61%</b>
T40		13	6	15										34
T50		3	3	4										10
T60		4	2	5										11
T80														0
T 5														0
V260		2	3	6										11
IEV20		3	3	4										10
IEV40														0
IEV 330P														0
E-JS1		30	48	72										150
E-JS4		13	14	4										31
 <b>JAGUAR</b>	<b>Total</b>	37	26	32	0	0	0	0	0	0	0	0	0	95
	<b>Share</b>	<b>3,00%</b>	<b>2,16%</b>	<b>2,20%</b>										<b>2,44%</b>
F-TYPE			7	11										18
E-PACE		25	14	7										46
F-PACE		9	4	12										25
IPACE		2	1	2										5
XE		1												1

**VEÍCULOS IMPORTADOS**

MARCA/MODELO		jan	fev	mar	abr	mai	jun	jul	ago	set	out	nov	dez	Total
 KIA	Total	321	337	417	0	0	0	0	0	0	0	0	0	1.075
	Share	26,01%	28,06%	28,72%										
BONGO		151	155	181										487
UK2500				1										1
CARNIVAL		49	39	28										116
CERATO		44	38	41										123
OPTIMA														0
PICANTO			1											1
SORENTO														0
SOUL														0
SPORTAGE		38	31	29										98
STINGER														0
RIO														0
EV6														0
STONIC		39	73	137										249
 LAND ROVER	Total	188	164	131	0	0	0	0	0	0	0	0	0	483
	Share	15,24%	13,66%	9,02%										
DEFENDER		86	43	49										178
DISCOVERY 4		14	5	7										26
EVOQUE		2												2
RANGE ROVER														0
RANGE ROVER SPORT		60	99	72										231
VELAR		26	17	3										46
LR2														0
 MCLAREN	Total	0	1	3	0	0	0	0	0	0	0	0	0	4
	Share	0,00%	0,08%	0,21%										
720S				1										1
765LT				2										2
GT			1											1
P1														0
 PORSCHE	Total	131	184	380	0	0	0	0	0	0	0	0	0	695
	Share	10,62%	15,32%	26,17%										
911		5	10	23										38
911 TURBO		9	13	17										39
918														0
BOXSTER		10	23	12										45
TAYCAN		21	22	26										69
CAYENNE		18	30	103										151
CAYMAN		8	7	7										22
MACAN		46	56	176										278
PANAMERA		14	23	16										53

## EMPLACAMENTO DAS ASSOCIADAS ABEIFA - 2022

### VEÍCULOS IMPORTADOS

MARCA/MODELO		jan	fev	mar	abr	mai	jun	jul	ago	set	out	nov	dez	Total
 <b>SUZUKI</b>	<b>Total</b>	43	59	73	0	0	0	0	0	0	0	0	0	175
	<b>Share</b>	<b>3,48%</b>	<b>4,91%</b>	<b>5,03%</b>										
SCROSS														0
VITARA														0
JIMNY SIERRA		43	59	73										175
 <b>VOLVO</b>	<b>Total</b>	445	351	295	0	0	0	0	0	0	0	0	0	1.091
	<b>Share</b>	<b>36,06%</b>	<b>29,23%</b>	<b>20,32%</b>										
C40		5	51	53										109
S60		2		1										3
S90		4	1											5
XC40		219	89	128										436
XC60		198	198	103										499
XC90		17	12	10										39
<b>OUTROS</b>	<b>Total</b>	0	0	0	0	0	0	0	0	0	0	0	0	0
<b>TOTAL IMPORTADOS ...</b>		<b>1.234</b>	<b>1.201</b>	<b>1.452</b>	<b>0</b>	<b>0</b>	<b>0</b>	<b>0</b>	<b>0</b>	<b>0</b>	<b>0</b>	<b>0</b>	<b>0</b>	<b>3.887</b>