










EMPLACAMENTO DAS ASSOCIADAS ABEIFA - 2022

VEÍCULOS IMPORTADOS

MARCA/MODELO		jan	fev	mar	abr	mai	jun	jul	ago	set	out	nov	dez	Total
 ASTON MARTIN	Total	1	0	3	4	1	0	0	0	0	0	0	0	9
	Share	0,08%	0,00%	0,21%	0,27%	0,06%								0,13%
DBX					2									2
VANTAGE					2	1								3
VANTAGE F1		1		3										4
 BYD	Total	0	0	8	30	26	0	0	0	0	0	0	0	64
	Share	0,00%	0,00%	0,55%	2,00%	1,60%								0,91%
E5														0
HAN					5									5
TAN				5	13	17								35
T3				3	12	8								23
D1						1								1
 CAO A CHERY	Total	0	0	0	0	0	0	0	0	0	0	0	0	0
	Share	0,00%	0,00%	0,00%	0,00%	0,00%								0,00%
CIELO SEDAN														0
TIGGO 8														0
EXEED LX														0
EXEED VX														0
 JAC MOTORS	Total	68	81	110	96	160	0	0	0	0	0	0	0	515
	Share	5,51%	6,64%	7,58%	6,40%	9,82%								7,32%
T40		13	6	15	9	16								59
T50		3	3	4	4	2								16
T60		4	2	5	6	7								24
T80														0
T5														0
T8						2								2
V260		2	3	6	6	12								29
IEV20		3	3	4	3	1								14
IEV40														0
IEV 330P					2									2
E-JS1		30	50	72	37	72								261
E-JS4		13	14	4	29	36								96
E-J7						12								12
 JAGUAR	Total	37	26	32	9	22	0	0	0	0	0	0	0	126
	Share	3,00%	2,13%	2,20%	0,60%	1,35%								1,79%
F-TYPE			7	11		3								21
E-PACE		25	14	7	2	5								53
F-PACE		9	4	12	6	10								41
IPACE		2	1	2	1	4								10
XE		1												1



EMPLACAMENTO DAS ASSOCIADAS ABEIFA - 2022

VEÍCULOS IMPORTADOS

MARCA/MODELO		jan	fev	mar	abr	mai	jun	jul	ago	set	out	nov	dez	Total
 KIA	Total	321	342	417	409	413	0	0	0	0	0	0	0	1.902
	Share	26,01%	28,06%	28,72%	27,27%	25,34%								
BONGO		151	155	181	203	245								935
UK2500				1	3	11								15
CARNIVAL		49	41	28	32	27								177
CERATO		44	40	41	50	32								207
OPTIMA														0
PICANTO			1											1
SORENTO														0
SOUL														0
SPORTAGE		38	31	29	39	13								150
STINGER					1									1
RIO														0
EV6														0
STONIC		39	74	137	81	85								416
 LAND ROVER	Total	188	167	131	69	100	0	0	0	0	0	0	0	655
	Share	15,24%	13,70%	9,02%	4,60%	6,13%								
DEFENDER		86	45	49	25	36								241
DISCOVERY 4		14	5	7	1	2								29
EVOQUE		2												2
RANGE ROVER														0
RANGE ROVER SPORT		60	100	72	40	62								334
VELAR		26	17	3	3									49
LR2														0
 MCLAREN	Total	0	1	3	0	1	0	0	0	0	0	0	0	5
	Share	0,00%	0,08%	0,21%	0,00%	0,06%								
720S				1										1
765LT				2										2
GT			1											1
SENNA						1								1
 PORSCHE	Total	131	185	380	290	260	0	0	0	0	0	0	0	1.246
	Share	10,62%	15,18%	26,17%	19,33%	15,95%								
911		5	11	23	26	38								103
911 TURBO		9	13	17	18	17								74
918														0
BOXSTER		10	23	12	21	8								74
TAYCAN		21	22	26	23	21								113
CAYENNE		18	30	103	75	81								307
CAYMAN		8	7	7	7	7								36
MACAN		46	56	176	111	81								470
PANAMERA		14	23	16	9	7								69

EMPLACAMENTO DAS ASSOCIADAS ABEIFA - 2022

VEÍCULOS IMPORTADOS

MARCA/MODELO		jan	fev	mar	abr	mai	jun	jul	ago	set	out	nov	dez	Total
 SUZUKI	Total	43	61	73	64	65	0	0	0	0	0	0	0	306
	Share	3,48%	5,00%	5,03%	4,27%	3,99%								4,35%
SCROSS														0
VITARA														0
JIMNY SIERRA		43	61	73	64	65								306
 VOLVO	Total	445	356	295	529	582	0	0	0	0	0	0	0	2.207
	Share	36,06%	29,20%	20,32%	35,27%	35,71%								31,37%
C40		5	51	53	125	86								320
S60		2		1										3
S90		4	1											5
XC40		219	91	128	98	109								645
XC60		198	201	103	136	279								917
XC90		17	12	10	170	108								317
OUTROS	Total	0	0	0	0	0	0	0	0	0	0	0	0	0
TOTAL IMPORTADOS ...		1.234	1.219	1.452	1.500	1.630	0	0	0	0	0	0	0	7.035